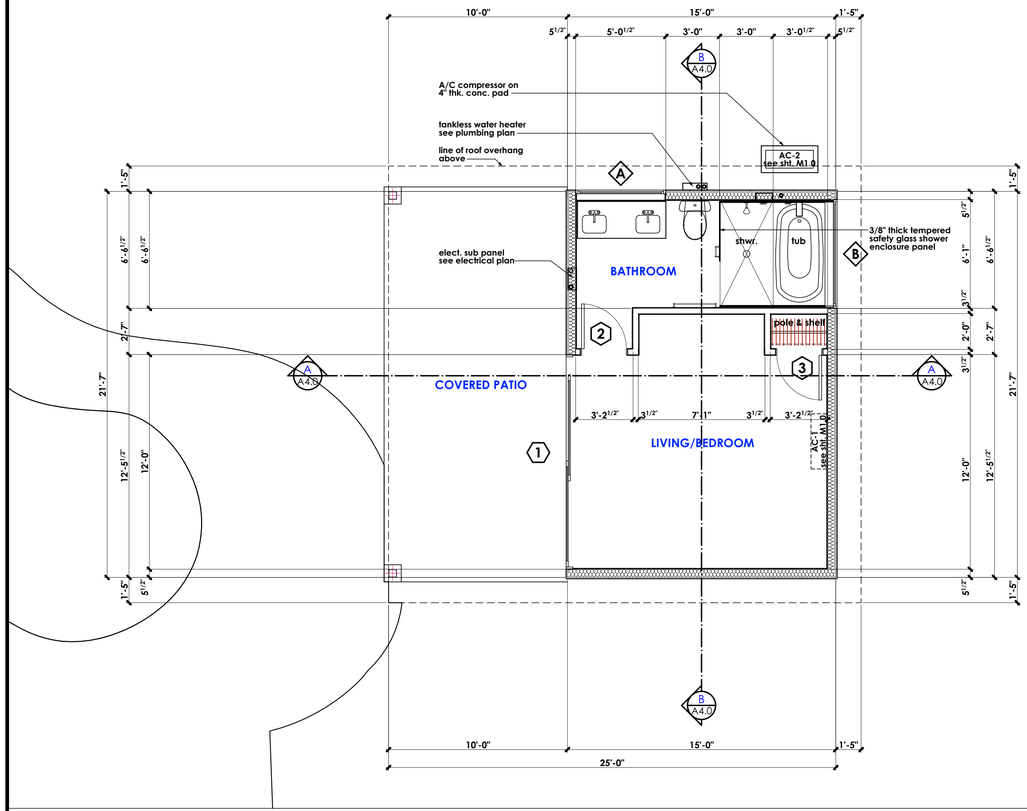

NEW CASITA FLOOR PLAN 1/4" = 1'-0"

DOOR SCHEDULE NOTE: verify all rough opening sizes on job site prior to ordering units

DOOR # ON PLAN	DOOR W	DOOR HT	Glazing	Unit Surface Area	SHGC	U Value	T-24 #	Remarks
1	12'-0"	8'-0" VERIFY W/ MANUF.	Insulated, Tempered.	96.00	.32	.46		XO sliding gl. dr. w/ insulated tempered glazing, keyed lock set & insect screen (to be selected by owner) NOTE: some sliding glass doors require a slab depression for proper installation - see (2/A4.0) add req'd. depression depth to indicated dr. ht.
2	2'-6"	6'-8"	None	16.67				solid core slab door (hardware & knob set to be selected by owner)
3	2'-6"	6'-8"	None	16.67				solid core slab door

WINDOW SCHEDULE NOTE: verify all rough opening sizes on job site prior to ordering units

ID on plan	OUTSIDE FRAME W x H	ROUGH OPENING W x H	Unit Surface Area	SHGC	U value	T-24 #	Remarks
A	5'-0"×1'-6"	5'-0 1/2"×1'-6 1/4"	7.50	.32	.46		Vinyl frame, Awning window with insulated glazing & insect screen - hand crank inside right bottom corner
B	6'-0 1/2"×1'-6"	6'-1"×1'-6 1/4"	9.06	.32	.46		Vinyl frame, Awning window with insulated glazing & insect screen - hand crank inside right bottom corner

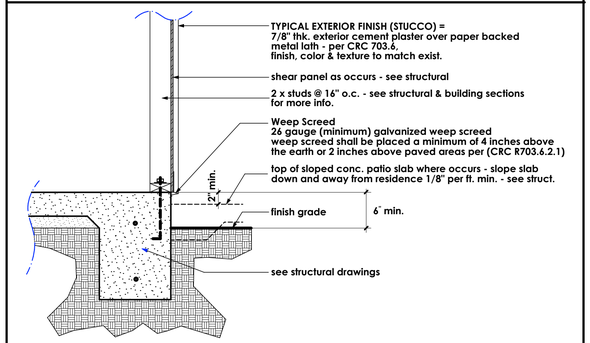

1 WEEP SCREED & STUCCO DETAIL 1/4" = 1'-0"

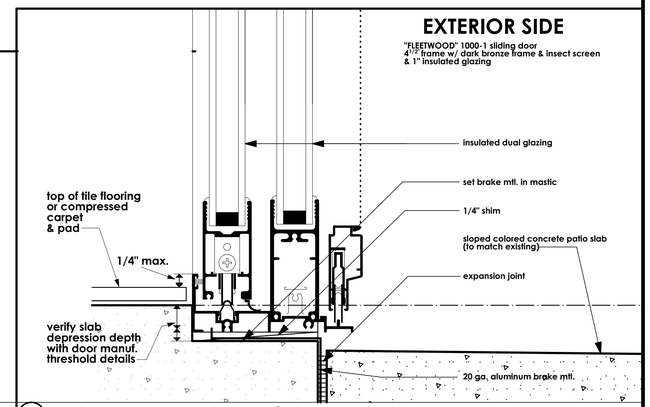

2 SLAB DEPRESSION @ SLIDING GL. DR. 3" = 1'-0"

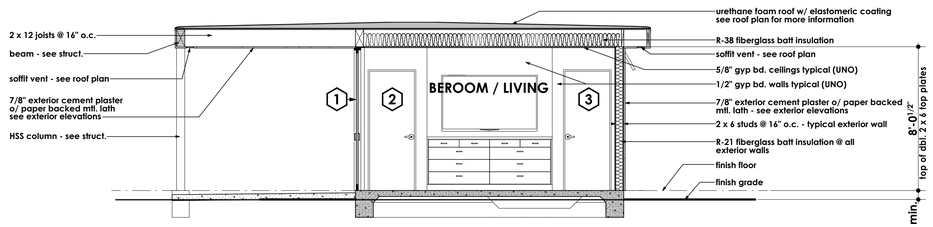

BUILDING SECTION A 1/4" = 1'-0"

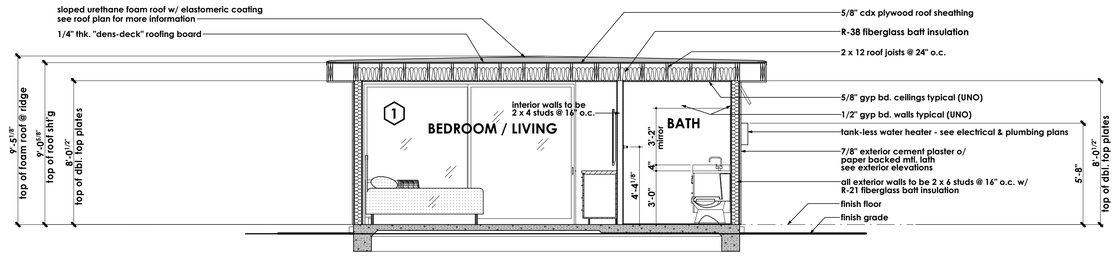

BUILDING SECTION B 1/4" = 1'-0"

NOTE: UNLESS NOTED OTHERWISE ON PLANS: ALL 2 x stud walls shall be constructed w/ 2 x D.F.P.T. sill plates set in mastic, 2 x double top plates & solid 2 x fire blocking at wall mid height between all studs. (see structural drawings for more information & details)

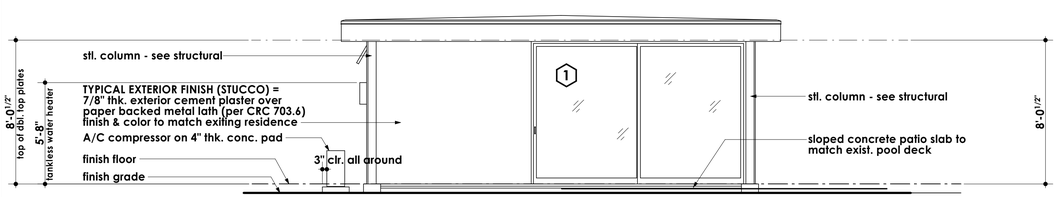

WEST (FRONT) EXTERIOR ELEVATION 1/4" = 1'-0"

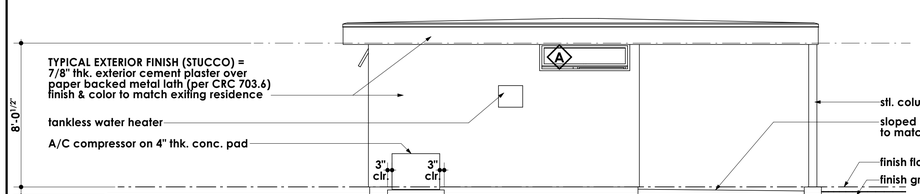

NORTH (LEFT SIDE) EXTERIOR ELEVATION 1/4" = 1'-0"

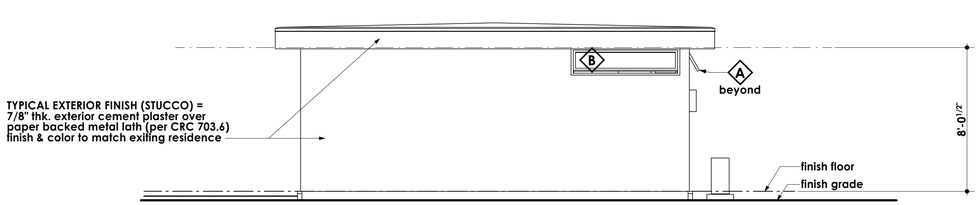

EAST (REAR) EXTERIOR ELEVATION 1/4" = 1'-0"

SOUTH (RIGHT SIDE) EXTERIOR ELEVATION 1/4" = 1'-0"

WEBSITE / PROMOTIONAL DOCUMENT DISTRIBUTION:

THESE DRAWINGS, DETAILS, ELECTRONIC FILES, AND PORTIONS OF PLAN SETS MAY BE DISPLAYED, DISTRIBUTED, OR MADE AVAILABLE THROUGH THE WEBSITE OF RESIDENTIAL DESIGN BY: JONATHAN PELEZZARE FOR PROMOTIONAL, EDUCATIONAL, HISTORICAL OR REFERENCE PURPOSES ONLY. NO LICENSE IS GRANTED FOR THE CONSTRUCTION, REPRODUCTION, MODIFICATION, REUSE, SALE, PREPARATION OF DERIVATIVE WORKS, OR REPLICATION OF THESE DESIGNS, DRAWINGS, DETAILS, OR ELECTRONIC FILES WITHOUT THE EXPRESS WRITTEN CONSENT OF RESIDENTIAL DESIGN BY: JONATHAN PELEZZARE. ANY UNAUTHORIZED USE, CONSTRUCTION, COPYING, MODIFICATION, DISTRIBUTION, OR RELIANCE UPON THESE DOCUMENTS OR ELECTRONIC FILES SHALL BE AT THE SOLE RISK OF THE USER. RESIDENTIAL DESIGN BY: JONATHAN PELEZZARE ASSUMES NO RESPONSIBILITY OR LIABILITY FOR ANY DAMAGES, LOSSES, CLAIMS, DEFECTS, CODE VIOLATIONS, CONSTRUCTION ERRORS, OR OTHER CONSEQUENCES ARISING FROM THE UNAUTHORIZED USE OR MISUSE OF THESE DOCUMENTS OR ELECTRONIC FILES.

© COPYRIGHT 2026 - RESIDENTIAL DESIGN BY: JONATHAN PELEZZARE - ALL RIGHTS RESERVED

REVISIONS
plan check
month, day/year

RESIDENTIAL DESIGN BY:
JONATHAN PELEZZARE

FLOOR PLAN, SCHEDULES, SECTIONS, EXTERIOR ELEVATIONS& TYPICAL DETAILS

NEW GUEST HOUSE / CASITA

PALM SPRINGS, CALIFORNIA 92262

DRAWN:
CHECKED:
PRINT DATE: 11/4/2026
SCALE: 1/4" = 1'-0"
JOB #: 16015
SHEET NO.: A4.0 OF 14 SHEETS